

# Fabry Findings



Issue No. 1 | Summer 2019

## What is Fabry?

Fabry disease is a rare, genetic condition which is estimated to affect around 1 in 100,000 people.<sup>1</sup>

In Fabry, an absence or reduced level of an enzyme called  $\alpha$ -galactosidase A ( $\alpha$ -Gal A), means that the body cannot break down certain types of fats, called globotriaosylceramide (GL-3) and plasma globotriaosylsphingosine (lyso-Gb3), and GL-3 builds up in a variety of cells in the body.<sup>1</sup>

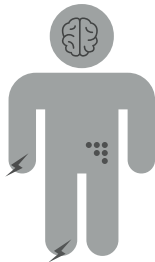
This build-up causes damage to tissues and organs and leads to a range of symptoms and complications, which vary from one person to another.<sup>1</sup>

Disease progression is influenced by the sex of the individual (male or female) and how the disease presents, called its **phenotype**, which is classified as either **non-classical** (mild form) or **classical** (severe form).

### Symptoms and complications vary from one person to another<sup>1</sup>

#### SKIN

- Sweating less than normal
- Small dark red/purple spots located between the belly button and the knees




#### KIDNEYS

- Protein in urine
- Decreased kidney function
- **Kidney failure**



#### EYES AND EARS

- Hearing loss (in children)
- Ringing in ears
- Cloudy vision (cataracts)



#### BRAIN AND NERVES

- Burning in the hands and feet
- Intolerance to heat/cold
- Vertigo/feeling dizzy
- Pain
- White matter lesions
- Depression
- **Mini stroke (TIA)**
- **Stroke**

#### STOMACH AND BOWELS

- Feeling sick/being sick
- Diarrhoea
- Pain/bloating after eating
- Difficulty managing weight
- Feeling full after eating a small amount of food

#### HEART

- Irregular heart beat
- Enlarged heart
- **Heart attack**
- **Heart failure**

#### OTHER

- Tiredness that is not relieved by rest or sleep
- Shortness of breath
- Cough/wheezing



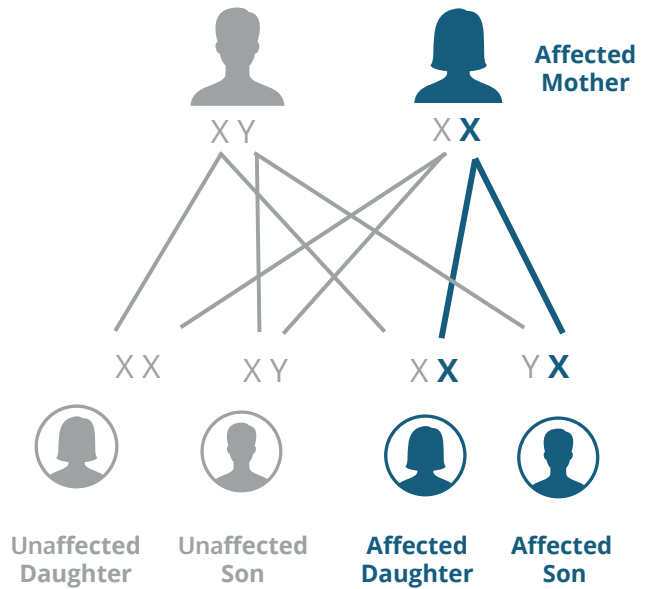
# Inheritance

As Fabry disease is an X-linked disorder it can be passed to children by either parent



## Mother

A mother with Fabry has a 50% chance of passing her **X mutation** to any of her children



Fabry is caused by a **mutation** in the  $\alpha$ -galactosidase A gene (GLA) on the X chromosome



More than 1000 different mutations which cause Fabry disease have been identified<sup>2</sup>



The mutation type may indicate what symptoms an individual will have, when they will appear and how bad they will be or will become

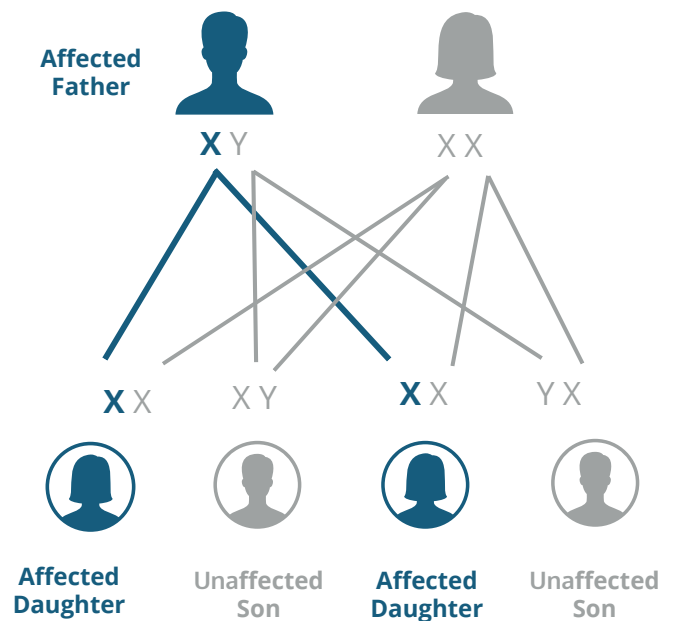


A mutation is a permanent alteration in the DNA sequence that makes up a gene



## Father

A father with Fabry passes his **X mutation** to all of his daughters. His son's do not inherit Fabry because they inherit his Y chromosome





# Fabry and the brain



A lesion is an area of injury or disease within the brain

## Structure

Fabry disease can cause white matter **lesions** (WML) in the brain.<sup>1</sup> WML are present in around half of individuals with Fabry and increase with age.<sup>3</sup>

## Depression




Between 15 and 62% of people with Fabry experience depression<sup>4</sup>


Studies have shown that up to two-thirds of people with Fabry disease experience depression;<sup>4</sup> although the cause is not clear. Depression may be a symptom of the disease itself; be related to the structural changes in the brain; or a reaction to living with a progressive condition.<sup>5</sup>


## Cognitive impairments and complaints


Studies in people with Fabry disease have shown a range of cognitive impairments and subjective cognitive complaints<sup>6,7</sup>

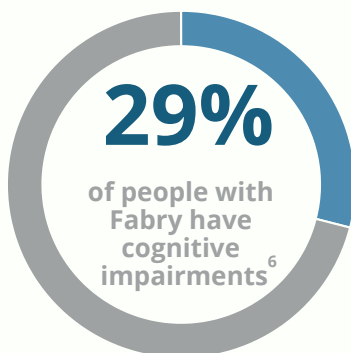
### Definitions

 **COGNITIVE IMPAIRMENT**  
When a person has trouble remembering, learning new things, concentrating or making decisions that affect their everyday life

 **OBJECTIVE COGNITIVE IMPAIRMENT**  
Is one that has been measured using a test

 **COGNITIVE COMPLAINT**  
When a person identifies that they have a problem e.g. remembering or concentrating

 **SUBJECTIVE COGNITIVE COMPLAINT**  
Is one that the person has identified them self and reported to their doctor



Cognitive impairments are present in around one-third of people with Fabry disease.<sup>6</sup>

Whilst sex (male/female) and phenotype (i.e. how the disease presents) are known predictors of progression of Fabry, little is known if and how these factors relate to cognitive impairments and complaints, in those with the disease



## Research news



### 'Predictors of objective cognitive impairment and subjective cognitive complaints in patients with Fabry disease'

was published in *Scientific Reports*



## The study

'Predictors of objective cognitive impairment and subjective cognitive complaints in patients with Fabry disease' was recently published in *Scientific Reports*.<sup>8</sup>



Objective cognitive impairment is one that has been measured using a test



The researchers looked at the relationship between:

**objective cognitive impairment, subjective cognitive complaints** and **depressive symptoms**.



A subjective cognitive complaint is one that the person has identified themselves and reported to their doctor



The study then went on to explore the **risk factors** and **interrelationships** associated with **cognitive problems** in Fabry disease.



Depressive symptoms include: feelings of sadness, not feeling like eating, difficulty in staying focussed and not sleeping well



An interrelationship is the way in which two or more things affect each other because they are related in some way



## The assessments

In the study **objective cognitive impairment** was assessed using a series of tests, **subjective cognitive complaints** were captured via a **structured interview** and **symptoms of depression** were measured with a depression scale.



During a structured interview a series of set questions are asked in a particular order...

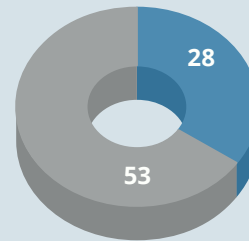
## The findings



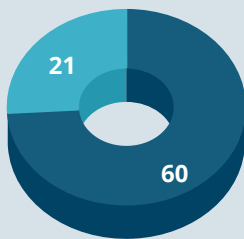
A group of **men and women** with **non-classical** (mild) and **classical** (severe) **Fabry disease** were studied.

The **average age** of the group was **44.5 years (range 19 to 76 years)**.

Women made up  
65% of the group




● Men  
● Women



● Classical  
● Non-classical

Seventy-four percent of the group had the classical form of Fabry disease



● Classical

● Non-classical

81% of women and 61% of men had classical Fabry disease




WMLs were found in 43 patients (59%)

Ten patients (12.3%) had a history of stroke; none of these were women with non-classical disease



## Subjective cognitive complaints

Whilst subjective cognitive complaints were reported by around two-thirds of the group, there was no relationship to sex or phenotype



..... Subjective cognitive complaints .....  
**LINKED TO**

- Depression in the past
- Current depressive symptoms

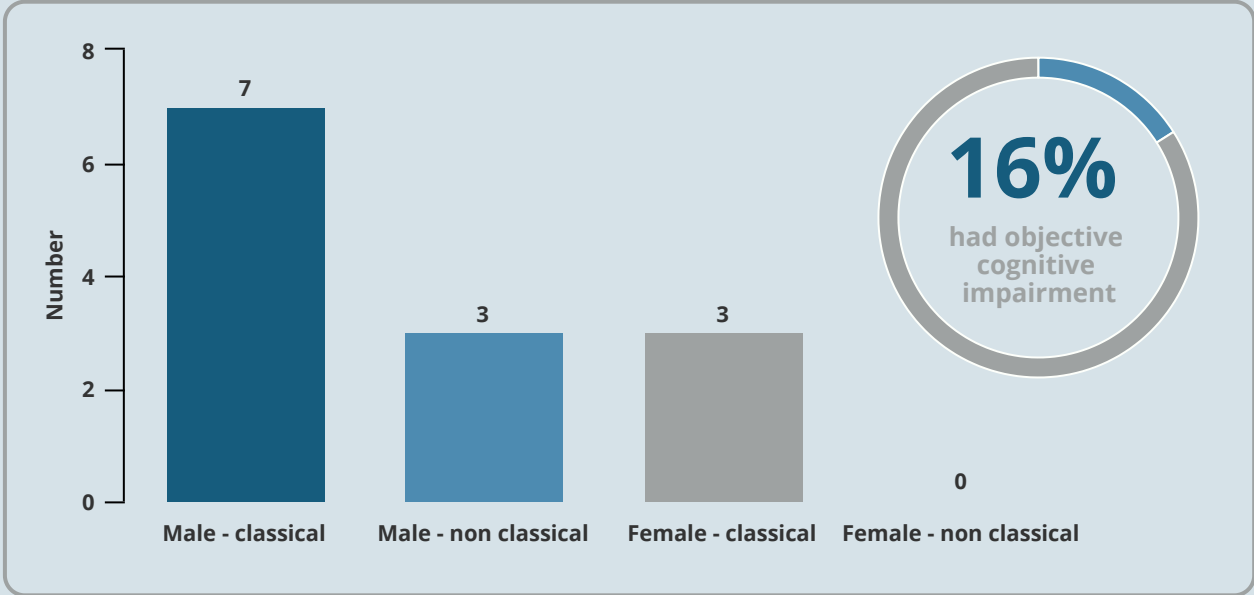
However, subjective cognitive complaints were **not** linked to objective cognitive impairment

\*relating to memory, attention and/or executive functioning (analysing, planning, organising and completing tasks)



## Objective cognitive impairment

Objective cognitive impairment was found in 13 of the group, mostly in men with classical disease. There were no reports in women with non-classical disease.



Lower pre-morbid IQ was associated with a higher chance of objective cognitive impairment

Pre-morbid IQ – is an estimate of intelligence before the identified onset of a disease or dysfunction of the brain

A history of stroke was associated with a higher chance of objective cognitive impairment

.....Objective cognitive..... impairment

**RISK FACTORS**

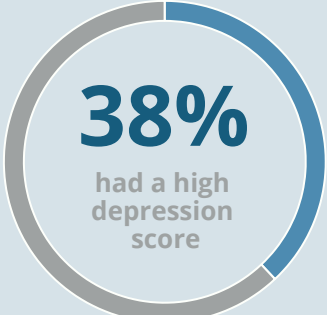
.....

- Male
- Previous stroke
- Pre-morbid IQ

There was no link between objective cognitive impairment and depression

## Depression

Twenty-two patients (27%) reported a history of depression or current depression



Thirty-one patients had a high depression score

..... High depression score and ..... history of depression

**LINKED TO**

.....

- Subjective cognitive complaints



## Findings in brief



'Predictors of objective cognitive impairment and subjective cognitive complaints in patients with Fabry disease'



### Objective cognitive impairment

Objective cognitive impairment was present in 1 in 6 people with Fabry



Objective cognitive impairment was most common in men, with classical Fabry



Objective cognitive impairment was linked to:

- Sex
- Stroke in the past
- Pre-morbid IQ



### Subjective cognitive complaints

Subjective cognitive complaints were reported by 2 in 3 people with Fabry



Sex and phenotype did not affect subjective cognitive complaints



Subjective cognitive complaints were linked to:

- History of depression
- Current depression



## References

1. Germain DP. Fabry disease. *Orphanet J Rare Dis.* 2010;5:30.
2. Cammarata G, Fatuzzo P, Rodolico MS, Colomba P, Sicurella L, Iemolo F, et al. High variability of Fabry disease manifestations in an extended Italian family. *Biomed Res Int.* 2015;2015:504784.
3. Korver S, Vergouwe M, Hollak CEM, van Schaik IN, Langeveld M. Development and clinical consequences of white matter lesions in Fabry disease: a systematic review. *Mol Genet Metab.* 2018;125(3):205-16.
4. Bolsover FE, Murphy E, Cipelotti L, Werring DJ, Lachmann RH. Cognitive dysfunction and depression in Fabry disease: a systematic review. *J Inher Metab Dis.* 2014;37(2):177-87.
5. Ali N, Gillespie S, Laney D. Treatment of Depression in Adults with Fabry Disease. *JIMD Rep.* 2018;38:13-21.
6. Loeb J, Feldt-Rasmussen U, Madsen CV, Vogel A. Cognitive Impairments and Subjective Cognitive Complaints in Fabry Disease: A Nationwide Study and Review of the Literature. *JIMD Rep.* 2018;41:73-80.
7. Sigmundsdottir L, Tchan MC, Knopman AA, Menzies GC, Batchelor J, Sillence DO. Cognitive and psychological functioning in Fabry disease. *Arch Clin Neuropsychol.* 2014;29(7):642-50.
8. Korver S, Geurtsen GJ, Hollak CEM, van Schaik IN, Longo MGF, Lima MR, et al. Predictors of objective cognitive impairment and subjective cognitive complaints in patients with Fabry disease. *Sci Rep.* 2019;9(1):188.

## Find out more

### **Fabry International Network**

[Fabrynetwork.org](http://Fabrynetwork.org)



### **Fabry Support and Information Group (FSIG)**

[Fabry.org](http://Fabry.org)

### **The National Fabry Disease Foundation (US)**

[Fabrydisease.org](http://Fabrydisease.org)

### **Society for Mucopolysaccharide Diseases (UK)**

[Mpsociety.org.uk](http://Mpsociety.org.uk)

### **Canadian Fabry Association**

[Fabrycanada.com](http://Fabrycanada.com)

### **Fabry Australia**

[Fabry.com.au](http://Fabry.com.au)



This publication was developed for the Fabry International Network by MPS Commercial, the wholly owned, not for profit subsidiary of the Society for Mucopolysaccharide Diseases (the MPS Society), UK.

